

# The Villages Camera Club



## Information Booklet

September 2009

# September 2009

## TABLE OF CONTENTS.

Club Description	Page 1	Slides	Page 4
Club Affiliation	Page 1	Electronic Images	Page 4
Competitions	Page 2	Rules for Print Competitions	Page 5
Competition Calendar	Page 3	Year-End Banquet and	
Rules for Projected		Annual Awards	Page 6
Image Competitions	Page 3		

## THE VILLAGES CAMERA CLUB

**Purpose:** The purpose of the Club is to promote an interest in film and digital photography. Competitions, instructional programs, special photography presentations, and field trips are held throughout the year to help develop the technical and artistic skills of the amateur photographer.

**Meetings:** Except for Board meetings, the meetings are generally held in the Cribari Conference Room beginning at 7:15 p.m. Meeting dates are publicized monthly on the web site and in *The Villager*. The meeting schedule or place may vary due to the unavailability of a meeting room.

**Competition** meetings are the first Monday of each month, October through June.

**Program** meetings are generally the third Monday and, occasionally, the fourth Tuesday of each month, September through May, except December.

**Board** meetings are the last Monday of each month, September through July, except December, in the Cribari Forum Room at 9:30 a.m.

**Dues:** Dues are currently \$20 per person per year.

**Website:** The Club maintains a web site for communicating with members and sharing information. The site is located at: <http://www.villagescameraclub.com/>. The website is your primary source for Club information. Here you will find a list of officers, competition and meeting schedules, winning images, and links to articles on photography. The Web Master may be contacted at [webmaster@villagescameraclub.com](mailto:webmaster@villagescameraclub.com).

**Villager** The Club Publicity Chair maintains a rolling agenda of Club activities in the community newspaper, **The Villager**. This will be updated weekly during the September to June period. From time to time, articles highlighting events of particular interest will be included.

**Channel 26** The Club Publicity Chair also places brief announcements of Club activities on Comcast Channel 26.

## CLUB AFFILIATION

**PSA (Photographic Society of America):** The Camera Club is a member of PSA, an international photography organization offering a variety of services to its members. The local chapter, Yerba Buena Chapter, covers the San Francisco Bay Area. Information on PSA can be obtained at: <http://www.psa-photo.org> or from the Club PSA Representative, whose name and telephone number are listed on the website. Information on the Yerba Buena Chapter can be obtained at: <http://www.psa-yerbabuena.org>.

## COMPETITIONS

Beginning this year, slides and electronic images are combined under the common heading of "Projected Images"

Competitions of Projected Images and prints are generally held on the first Monday of each month, October to June. There are six competition categories: Pictorial, Nature, Travel, Photojournalism (PJ), Creative, and Monochrome, plus Challenge subjects. A qualified judge from the Bay Area provides constructive evaluation of each image entered and selects winning images.

The criteria for judging in each of these categories are as follows:

**Pictorial:** Any subject with good color, impact, and composition. Photos are judged on their technical correctness and aesthetic or emotional appeal.

**Nature:** Includes all branches of natural history, such as botany, zoology, geology, and tells a nature story. The "hand of man" (set arrangements, fences, roads, houses, cars, cultivated plants, wires, etc.) must not be present. NOTE: Some judges require that the scientific name of the subject, if appropriate, be included in the title. Titles should be serious and descriptive. Allowable image manipulations are: cropping, brightness and contrast adjustments, hue and saturation adjustments, and dodging and burning. It is not legitimate to digitally add, remove, or re-arrange portions of the image except by cropping. In addition to natural settings, photos may be taken at animal reserves, zoos, aquariums, and bird sanctuaries.

**Travel:** Captures a feeling of a time and place and portrays a land, a people, or a culture. NOTE: Include the name of the country, city, or place in the title. Image manipulations are restricted in the same manner as for the Nature category.

**Photojournalism (PJ):** Generally, a story-telling picture (such as appears in newspapers or periodicals) that graphically portrays people and their environment. It may include documentary, contemporary life, human interest, or action, such as sports events or spot news. Image manipulations are restricted in the same manner as for the Nature category.

**Creative:** The maker uses one or more predominately photographic images to create an alternate reality. The influence of the maker should be evident to the viewer.

**Monochrome:** This may be an exclusively gray scale image ("black and white") and may also include a single color, or tint, added to the gray scale. The tint may pervade the entire image or, may be applied to a portion with the remainder staying grayscale. Sepia tone is an example of a monochrome with a single tint pervading the image.

**Challenge:** Members vote for three "challenge" subjects to be scheduled over the competition year (e.g., "trees," "windows," "patterns," etc.) from a choice of categories selected by the Camera Club Board. **All entries in this category must have been taken in the 12-month period following announcement of the new categories for the year.** The purpose of this special category is to encourage members to use their cameras and test their ingenuity.

**Participant Limit on Total Number of Entries in a Competition:** The total per participant of any combination of entries per evening among slides, prints, and electronic images must not exceed five (5). Note: see below for additional restrictions on the number of entries that may be submitted in individual category projected image and print image competitions. A sequence of up to three (3) story-telling entries may be entered in any category and will be judged as one entry.

**Frequency of Competition:** The 2009-2010 monthly schedules for Pictorial, Nature, Travel, Photojournalism, Creative, Monochrome, and Challenge categories is shown in the table below.

October	November	December	January	February	March	April	May	June
Pictorial Travel Nature	PJ Challenge <sup>1</sup> Monochrome	Pictorial Creative Travel	Pictorial Nature PJ	Travel Challenge <sup>2</sup> Monochrome	Pictorial PJ Nature	Pictorial Creative Monochrome	Nature Challenge <sup>3</sup> Travel	Pictorial Creative Monochrome

Challenge Subjects:

1. Motion; 2. Water; 3. Night Photography.

### RULES FOR PROJECTED IMAGE COMPETITIONS

Each competitor is allowed two (2) slides, in any combination of slides and electronic images, per category; however his/her total entries for the evening including slides, prints, and electronic images shall not exceed five (5). A sequence of up to three (3) story-telling slides may be entered in any category; will be judged as one entry; and, will constitute the maximum number of slides permitted for entry in that category.

**Restrictions:** (1) Projected Images may originate from slides or digital images. **Projected images made from award-winning prints are not acceptable in projected image competitions. Likewise, award winning projected images that were made into prints may not then be entered into print competition.** (2) Slides that did not receive 1<sup>st</sup>, 2<sup>nd</sup>, and 3<sup>rd</sup> Place, or Honorable Mention in previous Villages Camera Club competitions may be reentered a reasonable number of times; (3) When an image has won an award, other similar images (taken at the same site and approximate time and differing only in angle, etc.) cannot be separately entered in subsequent competitions. To promote the development of photographic skills, members are encouraged to submit recent work.

**Judging:** Judging and awarding of placement is done by a combination of projection and light box use. Each category of both kinds of projected images is projected briefly without titles to give the judge an idea of their quality and nature, and then they are projected individually with titles given to be critiqued. Final judging is made with slides viewed on a light box adjacent to the projector laptop and with the electronic images viewable on the laptop. The judge will award 1<sup>st</sup>, 2<sup>nd</sup>, 3<sup>rd</sup> Place and Honorable Mentions.



**Display Prints from Projected Images:** Participants wishing to have prints of their projected images displayed in Cribari, and elsewhere in the Villages, must provide the display chair with a printed copy mounted on a mat board no larger than 10.5"X13.5". The mat board should be no thicker than 1/8". The prints may be of any size within the limits of the board.

**Placing Winning Projected Images on the Website:** The Electronic Image Chair will sent all winning Electron Images to the Web Master for display on the Club website. Slide participants must submit digitized versions of their winning images to the Web Master if they wish to have them displayed. Images emailed to the webmaster should be an appended attachment (as opposed to an imbedded attachment). Blank spaces in file names must be replaced by underscore. Address for submitting images is [webmaster@villagescameraclub.com](mailto:webmaster@villagescameraclub.com).

## Slides

### Marking Slides for Competition:

1. Hold the slide up to a light source, right side facing you, making sure the view is correct from left to right and up and down. Place a dot large enough to be seen in poor light on the lower, left-hand corner. Make sure that the slide is oriented so that any text in the slide can be read when projected.
2. Turn the slide so that the dot is in the upper right-hand corner. The slide will be upside down as you look at it. PRINT the title of the slide to the *left of the dot*. On the bottom, PRINT the category in which you are entering the slide.
3. Turn the slide over so the back (the emulsion side) is facing you and PRINT your name at the top and "Villages Camera Club" at the bottom.



Place the slides in a slide box with a slip of paper containing the titles and categories of the submitted slides and your name and the competition date. Put your name on the outside of the box. A green, wooden box for entering your slides will be placed by the front door of 5070 Cribari Bluffs from Thursday noon through 6:00 pm Saturday prior to the following Monday's competition.

**Return of Slides:** All slides will be available for return from the Slide Chair immediately following the monthly competition. All slides awarded 1<sup>st</sup>, 2<sup>nd</sup>, and 3<sup>rd</sup> Place and Honorable Mention during the year must be returned to the slide chair by late May for inclusion in the year-end competition. All slides are returned after the Year End Banquet and Annual Awards in June.

## Electronic Images

Enhance your original full resolution image to your satisfaction; then save the full resolution file since a display print may be required later. Make a duplicate for competition. Flatten the image if you have used layers. Confirm 8 bits per channel. When ready to submit, there are three items to consider: (1) Image Size, (2) Profile and Color Space, and (3) Naming and File Format.

**Image Size for Projection:** For the most favorable presentation of your image by the Club's Projector, the image is to be sized so that it is 1024 pixels in width, and/or 768 pixels in height.

To resize your image in any of the *Photoshop Elements* or *Photoshop* versions, go to the **IMAGE** menu and click: **IMAGE>RESIZE>IMAGE SIZE**. Make sure **RESAMPLE** and **CONSTRAIN PROPORTIONS** are checked. Under **PIXEL DIMENSIONS** type 1024 for width if your image is landscape or 768 for height if your image is portrait. Click **OK**.

**Profile and Color Space:** The profile we use for our competitions (Color Space) is **sRGB**. In

*Photoshop Elements* go to **IMAGE> CONVERT COLOR PROFILE>APPLY>sRGB**. In *Photoshop 7* conversion is by **IMAGE>MODE>CONVERT TO PROFILE>sRGB**. In *Photoshop CS* go to **EDIT> CONVERT TO PROFILE>DESTINATION PROFILE>sRGB**.

**File Name:** The format for naming your image file is

### **Category+Title**

**Category** is one of the following: Pictorial; Nature; Monochrome; Travel; PJ (for Photojournalism); Creative; or, Challenge. The + sign is used without spaces and is followed by the title. For example, suppose a member wants to submit an image titled "Golden Gate Bridge" as a Pictorial image. The member would assign the following filename to the image:

### **Pictorial+Golden Gate Bridge**

The total filename is not to exceed 100 characters.

**Format:** Select **JPEG>SAVE>JPEG** with a Quality of Maximum (10 or 12). Before clicking OK, check the size of the file at the bottom of the page. The file size should be around 700 KB. If too large, choose a lower value for Quality.

**Submitting Images:** Submit the images to the Electronic Image Chair by noon on the Saturday before the Monday competition. If sending via e-mail, include the name of the image creator, date of competition, and the number of files in your covering note, and then attach the files to the message. If submitting via storage devices, provide a cover sheet that includes the name of image creator, filenames, and the date of competition, the number of files, and their categories. The Chair will e-mail back a confirmation of receipt for both email and storage device entries. All images for the competition by a member should be sent at the same time.

## **RULES FOR PRINT COMPETITIONS**

Each competitor is allowed two (2) prints per category; however his/her total entries for the evening including projected images and prints shall not exceed five (5). Any size print mounted on mat board up to 16"x20", and the board no thicker than 1/8", is acceptable.

**Restrictions:** (1) **Prints may originate from negatives, slides, or digital images; but prints made from award winning projected images are not acceptable in print competitions;** (2) Framed prints are not acceptable for competitions; (3) Prints that did not receive 1<sup>st</sup>, 2<sup>nd</sup>, 3<sup>rd</sup> Place, or Honorable Mention in previous Villages Camera Club competitions may be re-entered a reasonable number of times; (4) When a print has won an award, other similar prints (taken at the same site and approximate time and differing only in angle, etc.) cannot be separately entered in subsequent competitions. To promote the development of photographic skills, members are encouraged to submit recent work.

**Preparing Prints:** The member prepares the print by filling out and applying a self-adhesive label and an entry card to the back. The self-adhesive labels and entry cards can be obtained in advance at the Camera Club mailbox located across from the Villages Post Office or at club meetings or from the Print Chair.

Title: \_\_\_\_\_

Maker: \_\_\_\_\_

Image Up  
↑


Category:

Pictorial    Challenge    Creative

Mono    Nature    PJ    Travel

Date: \_\_\_\_\_

Place:  1    2    3    HM



**Self-adhesive Label**

Title: \_\_\_\_\_

Maker: \_\_\_\_\_

Image Up  
↑


Category:

Pictorial    Challenge    Creative

Mono    Nature    PJ    Travel

Date: \_\_\_\_\_

Place:  1    2    3    HM



**Entry Card**

**Submitting Prints:** The participant brings entry prints to the competition meeting and hands them to the Print Chair, who will have a table set up for stacking the prints by category. Prints must be submitted between 6:45 p.m. and 7:10 p.m.

**Judging:** All prints are viewed in a print light box, critiqued, and then transferred to print racks for final judging. After awarding 1<sup>st</sup>, 2<sup>nd</sup>, 3<sup>rd</sup> Place and Honorable Mentions, the judge may opt to award an additional Honorable Mention award.

**Retrieving Prints:** The Print Chair will retain winning prints for display in Cribari. The participant retrieves any of their non-winning prints at the end of the meeting. Any previously unretrieved prints, including previous winners, can be retrieved from the Print Chair's table before or after the meeting. The print chair will retain all winning prints until the end of the year competition. During the year the winning prints will be displayed at Cribari and throughout the Villages.

**Display of Prints on the Website:** Immediately following the competition, participants e-mail image files of winners, in the same size and color space as required for electronic image competition, to the Webmaster. Where the image file doesn't exist and the participant doesn't have the means to create one, the participant hands the print to the Webmaster immediately following the competition for scanning. (The Webmaster will return these prints to the Print Chair for display.)

**Year-End Competition:** All prints which won 1<sup>st</sup>, 2<sup>nd</sup>, 3<sup>rd</sup> place or Honorable Mention at a monthly competition will be entered into the year-end competition in June. All the above prints will be on display at the year-end banquet and the final awards will be presented. See details of year-end judging below.

### **YEAR-END BANQUET AND ANNUAL AWARDS**

The Competition Chairs conduct a closed competition, with a qualified judge, of all the 1<sup>st</sup>, 2<sup>nd</sup>, 3<sup>rd</sup> Place and Honorable Mentions monthly winning entries for the year on a Saturday preceding the Year-End Banquet in June. For the purposes of this competition, the Chairs will allocate all Challenge winners among the regular competition categories. First Place through Honorable Mention ribbons for prints and projected images for the year-end competition are awarded at the banquet.